

Point-in-Time Counts of People Who Are Homeless
 CoC: MD-513 Wicomico/Somerset/Worcester County CoC

01/29/2009	01/30/2010	01/26/2011	01/26/2012
------------	------------	------------	------------

Sheltered People in Households...

With at Least One Adult and One Child	81	65	74	73
Under Age 18	*	*	*	*
Age 18 - 24	*	*	*	*
Over Age 24	*	*	*	*
Average household size	2.4	2.7	3.0	3.3
With Only Children	*	0	8	0
In one-child Households	*	*	*	*
In multi-child households	*	*	*	*
Average household size		*	1.6	*
Without Children	159	132	133	148
Age 18 - 24	*	*	*	*
Over Age 24	*	*	*	*
Average household size	1.0	1.0	1.0	1.0
All Sheltered People	240	197	215	221
Average household size	1.2	1.3	1.3	1.3

Unsheltered People in Households...

With at Least One Adult and One Child	*	*	0	0
Under Age 18	*	*	*	*
Age 18 - 24	*	*	*	*
Over Age 24	*	*	*	*
Average household size			*	*

Point-in-Time Counts of People Who Are Homeless CoC: MD-513 Wicomico/Somerset/Worcester County CoC

01/30/2013

111
69
12
30
3.2
0
0
0
*
208
16
192
1.1
319
1.4

10
4
0
6
3.3

Point-in-Time Counts of People Who Are Homeless CoC: MD-513 Wicomico/Somerset/Worcester County CoC

With Only Children	*	*	0	0
In one-child Households	*	*	*	*
In multi-child households	*	*	*	*
Average household size			*	*
Without Children	43	*	38	0
Age 18 - 24	*	*	*	*
Over Age 24	*	*	*	*
Average household size	1.0		1.0	*
All Unsheltered People	43	*	38	0
Average household size	1.0		1.0	*

All People in Households...

With at Least One Adult and One Child	81	65	74	73
Under Age 18	*	*	*	*
Age 18 - 24	*	*	*	*
Over Age 24	*	*	*	*
Average household size	2.4	2.7	3.0	3.3
With Only Children	*	0	8	0
In one-child Households	*	*	*	*
In multi-child households	*	*	*	*
Average household size		*	1.6	*
Without Children	202	132	171	148
Age 18 - 24	*	*	*	*
Over Age 24	*	*	*	*
Average household size	1.0	1.0	1.0	1.0
All People	283	197	253	221

Point-in-Time Counts of People Who Are Homeless CoC: MD-513 Wicomico/Somerset/Worcester County CoC

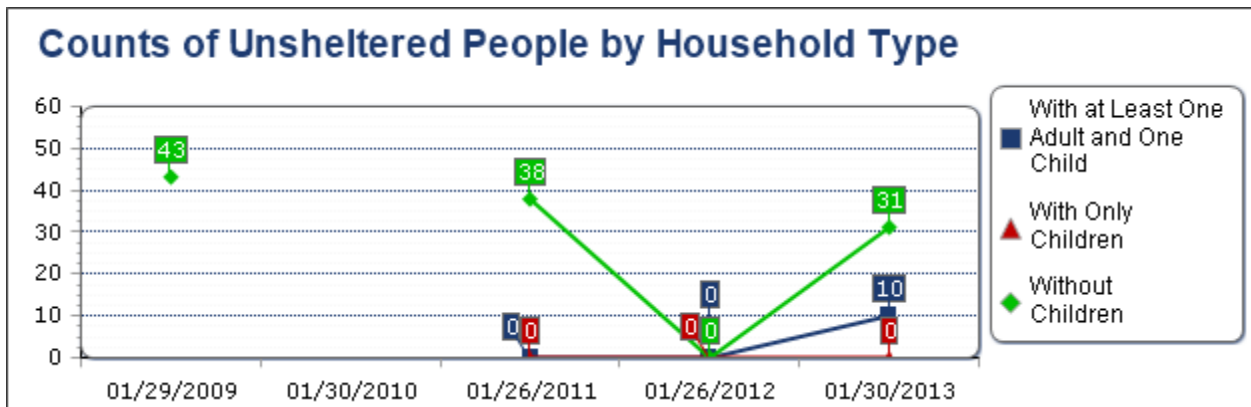
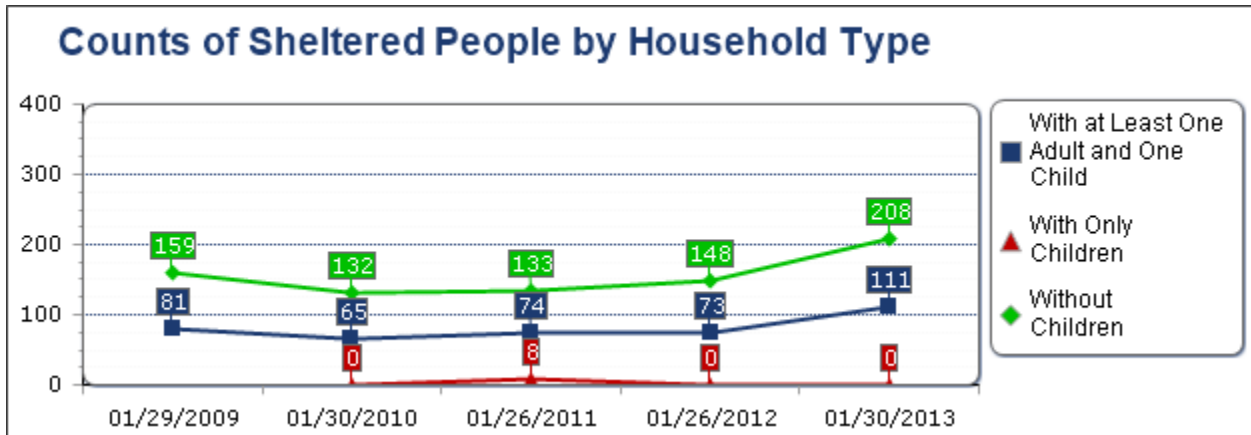
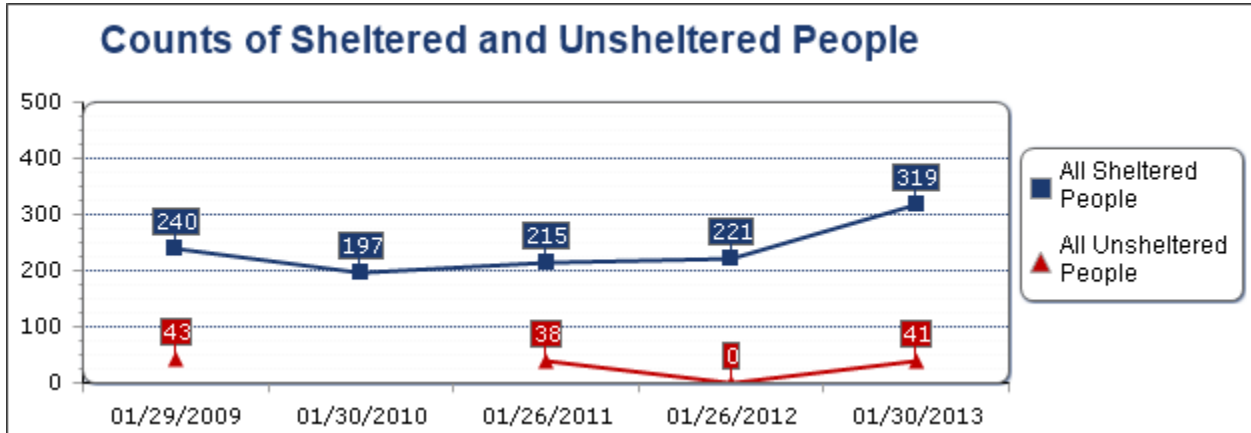
0
0
0
*
31
3
28
1.1
41
1.3

121
73
12
36
3.2
0
0
0
*
239
19
220
1.1
360

Average household size	1.0	1.0	*
-------------------------------	------------	------------	----------

*No data entered for this category on this date

The age categories ("Under Age 18", etc.) were added in 2013.



1.3

Point-in-Time Counts of People Who Are Homeless CoC: MD-513 Wicomico/Somerset/Worcester County CoC

Households without children - Households with adults (18 or older) only. This includes households composed of unaccompanied adults and multiple adults.

Households with at least one adult and one child - Households with at least one adult (18 or older) and one child (under 18).

Households with only children - Households composed exclusively of persons under age 18, including unaccompanied children, adolescent parents and their children, adolescent siblings, or other household configurations composed only of children.

Sheltered - Sleeping in emergency shelters, transitional housing, and Safe Haven programs on the night designated for the count.

Unsheltered - Sleeping in a place not meant for human habitation, such as cars, parks, sidewalks abandoned buildings, or on the street.